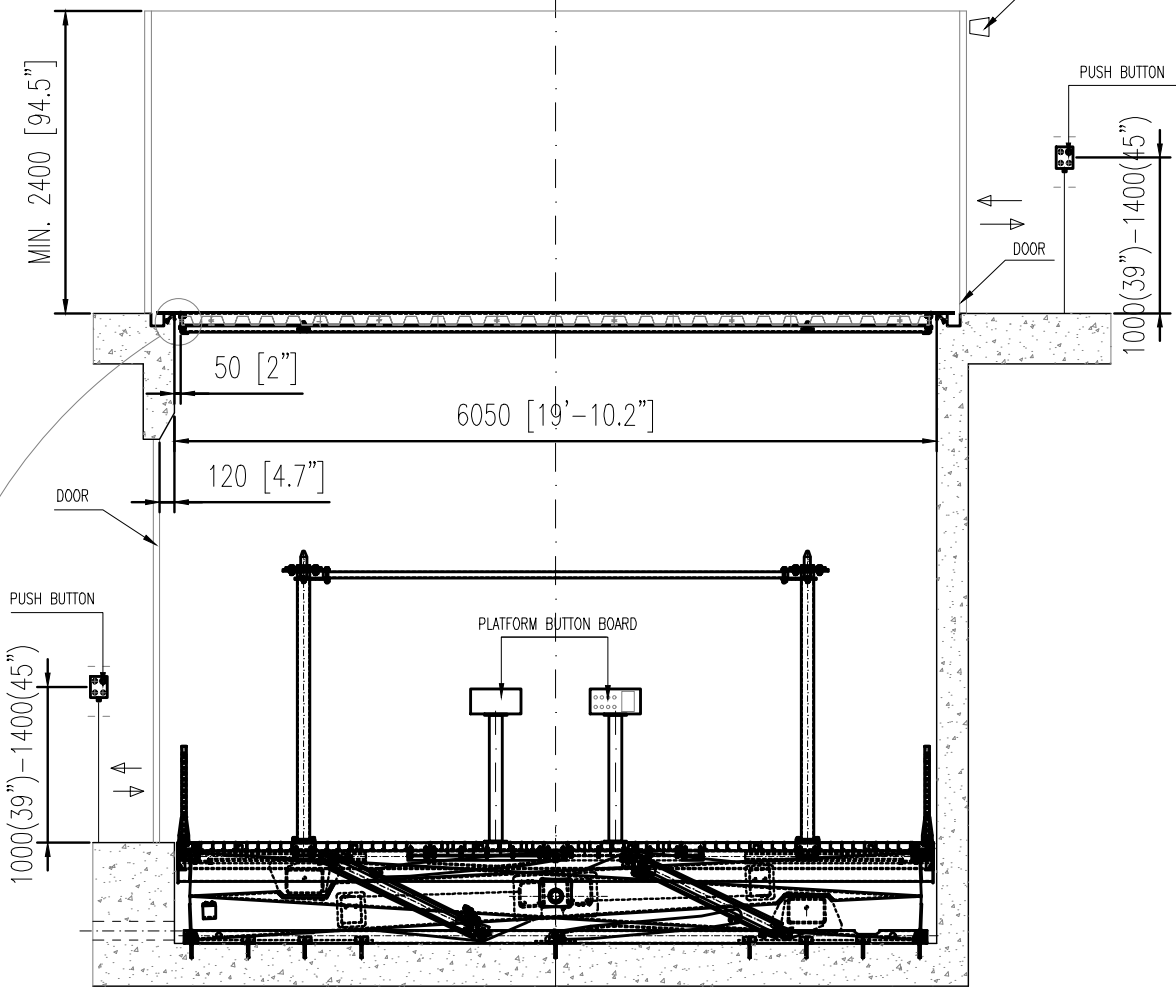
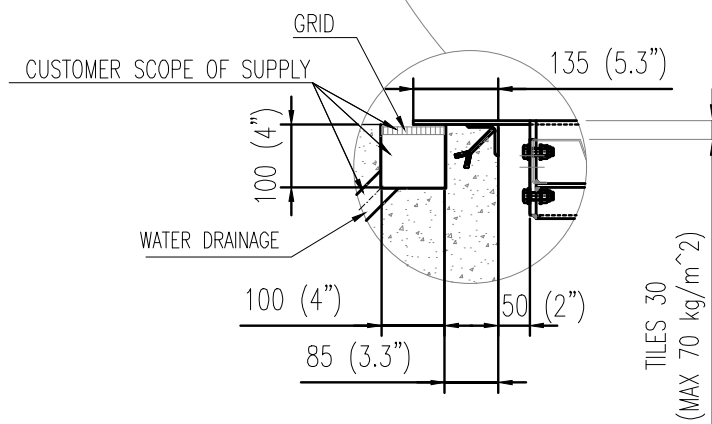


TOTALREX LIFTED SIDE VIEW



TOTALREX COLLAPSED SIDE VIEW



(*) PLEASE LET TAKE INTO ACCOUNT THAT
A CLEARANCE <25 mm-1" HAS TO BE MANDATORY
DIMENSIONS mm

MAX CAPACITY		3500 Kg – 7700 lb			
TRAVEL		MAX 4200 mm-165"			
STOPS		2			
CYLINDER ROD DIAMETER		ø65 – 2.6"			
MAIN POWER		HYDRAULIC			
MIN RUNNING PRESSURE		130 bar			
MAX RUNNING PRESSURE		280 bar			
MOTOR POWER		7.5 (max 2x7.5) KW			
AVERAGE SPEED		0.06 (max <0.15) m/s-0.2 ft/s			
COMMAND TYPE	ON PLATFORM	DEAD MAN			
	AT EACH FLOOR	DEAD MAN			
ELECTRIC LOCK TYPE		PIZZATO F660AD5002-V34 24 AC/DC ACTUATOR VFKEY22			
MAGNETIC SENSOR TYPE		SCHMERSAL BNS 303-11z			
FLOOR	ENTRIES	DOORS	PUSH BUTTON	ELECTRIC LOCK	MAGNETIC SENSOR
1	*	*	1	*	*
2	*	*	1	*	*

(*) = TO BE DEFINED INTO ORDER

FENCES AND SAFETY DEVICES AND PROTECTIONS HAVE TO BE DEFINED BY THE INSTALLATION MANAGER ACCORDING THE FINAL LAYOUT AND THE RELEVANT RISK ANALYS

THE CUSTOMER HAS TO TAKE CABLE CHANNELS WITH DIAMETER Ø40 (1.5") FOR THE CONNECTION BETWEEN THE CONTROL UNIT AND THE PUSH-BUTTON

HLS UNDERLINES THAT:

- THE LAYOUT IS VALID JUST FOR THE QUOTED DIMENSIONS
- THE OUT OF SCALE MEASURES ARE HIGHLIGHTED
- THE LAYOUT CANNOT BE USED TO EXTRACT CONSTRUCTIVE DETAILS, EXCEPT WHERE SPECIFICALLY HIGHLIGHTED

HLS DECLINES ANY RESPONSIBILITY FOR THE IMPROPER USE OF THE DWG FILE

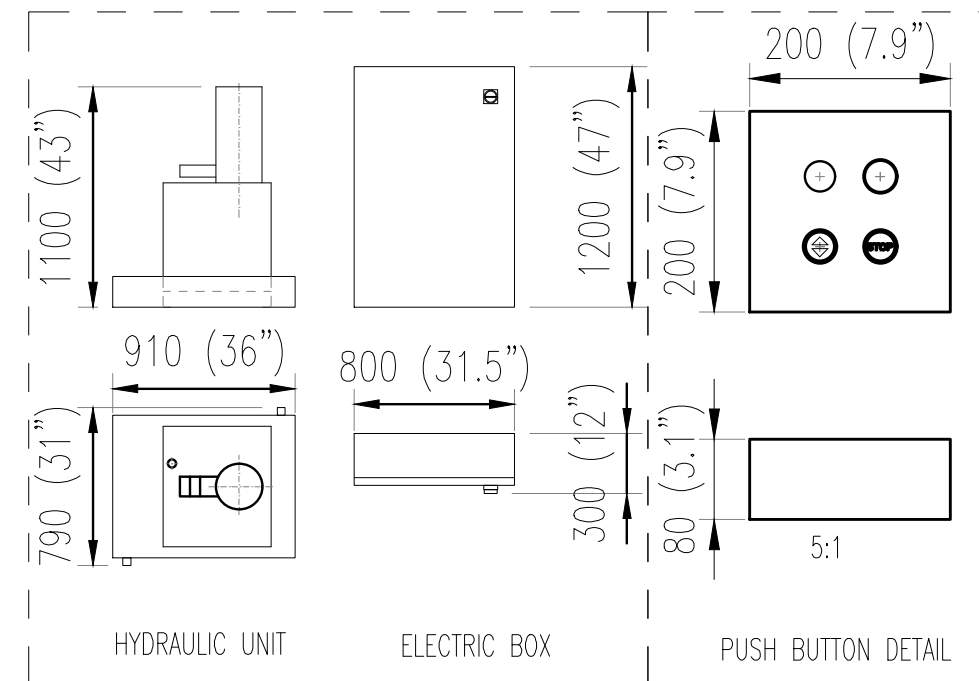
Dimensions without tolerance, according to UNI EN 22768-1, precision level	Precision level	Dimension groups Linear tolerances in mm									Dimension angular group tolerances (Short side)				
		from 0,5 to +3	> 3 to +6	> 6 to +30	> 30 to +120	> 120 to +400	> 400 to +1000	> 1000 to +2000	> 2000 to +4000	over 4000	up to 10	>10 to 50	>50 to 120	>120 to 400	over 400
MEDIUM	Medium	±0,1	±0,1	±0,2	±0,3	±0,5	±0,8	±1,2	±2	±3	±1°	±0°30'	±0°20'	±0°10'	±0°5'

REVISIONS:			COPYRIGHT		
			THIS DRAWING IS COPYRIGHT AND THE PROPERTY OF THE AUTHOR IT MUST NOT BE RETAINED, COPIED OR USED WITHOUT THE AUTHORITY OF THE AUTHOR.		
			DISCLAIMER		
			THIS DRAWING AND ITS CONTENTS ARE ELECTRONICALLY GENERATED, ARE CONFIDENTIAL AND MAY ONLY BE USED FOR THE PURPOSE FOR WHICH THEY WERE INTENDED. THE AUTHOR WILL NOT ACCEPT RESPONSIBILITY FOR ANY CONSEQUENCES ARISING FROM THE USE OF THE DRAWING FOR OTHER THAN ITS INTENDED PURPOSE OR WHERE THE DRAWING HAS BEEN ALTERED, AMENDED OR CHANGED EITHER MANUALLY OR ELECTRONICALLY BY ANY THIRD PARTY.		
			NOTE		
			THIS IS AN UNCONTROLLED DOCUMENT ISSUED FOR INFORMATION PURPOSES ONLY. UNLESS THE CHECKED SECTIONS ARE SIGNED OR COMPLETED, FIGURED DIMENSIONS TAKE PRECEDENCE OVER SCALED. DO NOT SCALE REDUCED SIZE DRAWINGS. VERIFY DIMENSIONS PRIOR TO COMMENCING ANY ON-SITE OR OFF-SITE WORKS OR FABRICATION. IF IN DOUBT - ASK		
No.	REVISION DESCRIPTION	DRAWN	DATE		

HLS
Equipment



PROJECT TITLE		PROJECT LEADER A.SHARPE		SIGNATURE	
		DESIGNER			
		DRAFTSPERSON MM		DATE	
DRAWING TITLE HLS - TR - 35 PLATINUM + TP		SCALE NOT TO SCALE		SHEET SIZE A3	
		JOB No. -		DRAWING No.: 01	
				REVISION	



PIT GENERAL LAYOUT

REVIEWS:				COPYRIGHT			
							THIS DRAWING IS COPYRIGHT AND THE PROPERTY OF THE AUTHOR IT MUST NOT BE RETAINED, COPIED OR USED WITHOUT THE AUTHORITY OF THE AUTHOR.
							DISCLAIMER
							THIS DRAWING AND ITS CONTENTS ARE ELECTRONICALLY GENERATED, ARE CONFIDENTIAL AND MAY ONLY BE USED FOR THE PURPOSE FOR WHICH THEY WERE INTENDED. THE AUTHOR WILL NOT ACCEPT RESPONSIBILITY FOR ANY CONSEQUENCES ARISING FROM THE USE OF THE DRAWING FOR OTHER THAN ITS INTENDED PURPOSE OR WHERE THE DRAWING HAS BEEN ALTERED, AMENDED OR CHANGED EITHER MANUALLY OR ELECTRONICALLY BY ANY THIRD PARTY.
							NOTE
							THIS IS AN UNCONTROLLED DOCUMENT ISSUED FOR INFORMATION PURPOSES ONLY, UNLESS THE CHECKED SECTIONS ARE SIGNED OR COMPLETED, FIGURED DIMENSIONS TAKE PRECEDENCE OVER SCALED, DO NOT SCALE REDUCED SIZE DRAWINGS, VARIOUS DIMENSIONS PRIOR TO COMMENCING ANY ON-SITE OR OFF-SITE FABRICATIONS.
No.		REVISION/DESCRIPTION		PREPARED	DATE		REVISION/DESCRIPTION

HLS
Equipment



PROJECT TITLE	PROJECT LEADER:	SIGNATURE:	
	A.SHARPE		
	DESIGNER:		
	DRAFTSPERSON:	DATE:	
DRAWING TITLE	MM		
	SCALE:	SHEET SIZE:	
	NOT TO SCALE	A3	
	HLS - TR - 35 PLATINUM + TP		
	JOB No.:	DRAWING No.:	REVISION:
	-	02	